

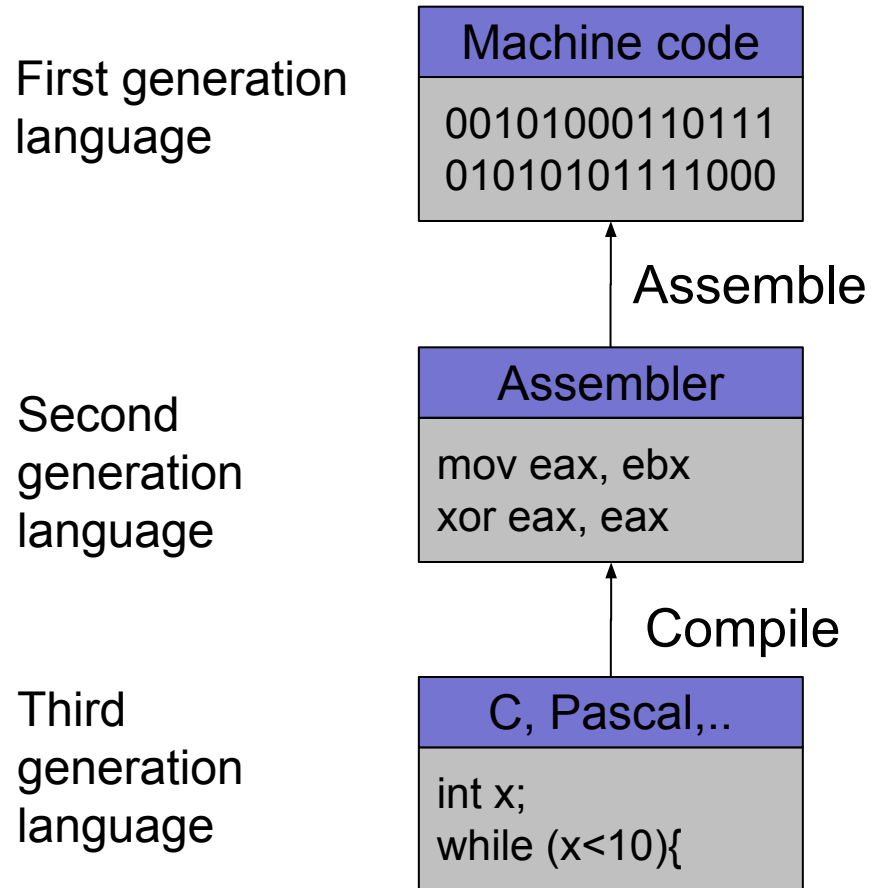
CSC 405
Computer Security
Reverse Engineering

Alexandros Kapravelos
akaprav@ncsu.edu

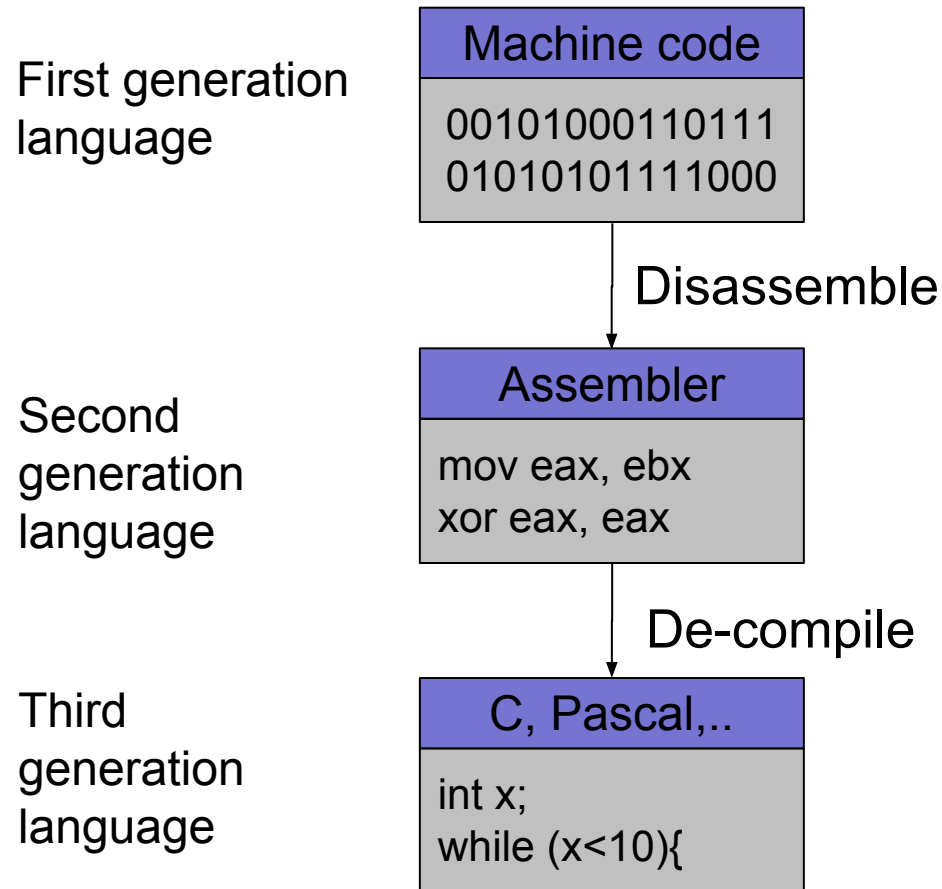
Introduction

- Reverse engineering
 - process of analyzing a system
 - understand its structure and functionality
 - used in different domains (e.g., consumer electronics)
- Software reverse engineering
 - understand architecture (from source code)
 - extract source code (from binary representation)
 - change code functionality (of proprietary program)
 - understand message exchange (of proprietary protocol)

Software Engineering



Software Reverse Engineering



Going Back is Hard!

- Fully-automated disassemble/de-compilation of arbitrary machine-code is theoretically an **undecidable problem**
- Disassembling problems
 - hard to distinguish code (instructions) from data
- De-compilation problems
 - structure is lost
 - data types are lost, names and labels are lost
 - no one-to-one mapping
 - same code can be compiled into different (equivalent) assembler blocks
 - assembler block can be the result of different pieces of code

Why Reverse Engineering

- Software interoperability
 - Samba (SMB Protocol)
 - OpenOffice (MS Office document formats)
- Emulation
 - Wine (Windows API)
 - React-OS (Windows OS)
- Legacy software
 - Onlive
- Malware analysis
- Program cracking
- Compiler validation

Analyzing a Binary - Static Analysis

- Identify the file type and its characteristics
 - architecture, OS, executable format...
- Extract strings
 - commands, password, protocol keywords...
- Identify libraries and imported symbols
 - network calls, file system, crypto libraries
- Disassemble
 - program overview
 - finding and understanding important functions
 - by locating interesting imports, calls, strings...

Analyzing a Binary - Dynamic Analysis

- Memory dump
 - extract code after decryption, find passwords...
- Library/system call/instruction trace
 - determine the flow of execution
 - interaction with OS
- Debugging running process
 - inspect variables, data received by the network, complex algorithms..
- Network sniffer
 - find network activities
 - understand the protocol

Static Techniques

- Gathering program information
 - get some rough idea about binary (file)

```
linux util # file sil
sil: ELF 32-bit LSB executable, Intel 80386, version 1
(SYSV), for GNU/Linux 2.6.9, dynamically linked (uses s
hared libs), not stripped
```

- strings that the binary contains (strings)

```
linux util # strings sil | head -n 5
/lib/ld-linux.so.2
_Jv_RegisterClasses
__gmon_start__
libc.so.6
puts
```

Static Techniques

- Examining the program (ELF) header (elfsh)

```
[ELF HEADER]
```

```
[Object sil, MAGIC 0x464C457F]
```

Architecture	:	Intel 80386	ELF Version	:	1
Object type	:	Executable object	SHT strtab index	:	25
Data encoding	:	Little endian	SHT foffset	:	4061
PHT foffset	:	52	SHT entries number	:	28
PHT entries number	:	8	SHT entry size	:	40
PHT entry size	:	32	ELF header size	:	52
Entry point	:	0x8048500	[_start]	:	
{PAX FLAGS = 0x0}	:			:	
PAX_PAGEEXEC	:	Disabled	PAX_EMULTRAMP	:	Not emulated
PAX_MPROTECT	:	Restricted	PAX_RANDMMAP	:	Randomized
PAX_RANDEXEC	:	Not randomized	PAX_SEGMEXEC	:	Enabled

Program entry point



Static Techniques

- Used libraries

- easier when program is dynamically linked (ldd)

Interesting “shared” library
used for (fast) system calls

```
linux util # ldd sil
linux-gate.so.1 => (0xffffe000)
libc.so.6 => /lib/libc.so.6 (0xb7e99000)
/lib/ld-linux.so.2 (0xb7fcf000)
```

- more difficult when program is statically linked

```
linux util # gcc -static -o sil-static simple.c
linux util # ldd sil-static
not a dynamic executable
linux util # file sil-static
sil-static: ELF 32-bit LSB executable, Intel 80386, version 1
(SYSV), for GNU/Linux 2.6.9, statically linked, not stripped
```

Static Techniques

Looking at linux-gate.so.1

```
linux util # cat /proc/self/maps | tail -n 1
ffffe000-fffff000 r-xp 00000000 00:00 0          [vdso]
linux util # dd if=/proc/self/mem of=linux-gate.dso bs=4096 skip=1048574
count=1 2> /dev/null
linux util # objdump -d linux-gate.dso | head -n 11
```

```
linux-gate.dso:      file format elf32-i386
```

Disassembly of section .text:

```
ffffe400 <__kernel_vsyscall>:
ffffe400:      51                push   %ecx
ffffe401:      52                push   %edx
ffffe402:      55                push   %ebp
ffffe403:      89 e5             mov    %esp,%ebp
ffffe405:      0f 34             sysenter
```

Static Techniques

- Used library functions
 - again, easier when program is dynamically linked (nm -D)

```
linux util # nm -D sil | tail -n8
          U fprintf
          U fwrite
          U getopt
          U opendir
08049bb4 B optind
          U puts
          U readdir
08049bb0 B stderr
```

- more difficult when program is statically linked

```
linux util # nm -D sil-static
nm: sil-static: No symbols
linux util # ls -la sil*
-rwxr-xr-x 1 root chris 8017 Jan 21 20:37 sil
-rwxr-xr-x 1 root chris 544850 Jan 21 20:58 sil-static
```

Static Techniques

Recognizing libraries in statically-linked programs

- Basic idea
 - create a checksum (hash) for bytes in a library function
- Problems
 - many library functions (some of which are very short)
 - variable bytes – due to dynamic linking, load-time patching, linker optimizations
- Solution
 - more complex pattern file
 - uses checksums that take into account variable parts
 - implemented in IDA Pro as:
 - Fast Library Identification and Recognition Technology (FLIRT)

Static Techniques

- Program symbols
 - used for debugging and linking
 - function names (with start addresses)
 - global variables
 - use `nm` to display symbol information
 - most symbols can be removed with `strip`
- Function call trees
 - draw a graph that shows which function calls which others
 - get an idea of program structure


Static Techniques

Displaying program symbols

```
linux util # nm sil | grep " T"  
080488c7 T __i686.get_pc_thunk.bx  
08048850 T __libc_csu_fini  
08048860 T __libc_csu_init  
08048904 T _fini  
08048420 T _init  
08048500 T _start  
080485cd T display_directory  
080486bd T main  
080485a4 T usage  
linux util # strip sil  
linux util # nm sil | grep " T"  
nm: sil: no symbols
```


Static Techniques

- Disassembly
 - process of translating binary stream into machine instructions
- Different level of difficulty
 - depending on ISA (instruction set architecture)
- Instructions can have
 - fixed length
 - more efficient to decode for processor
 - RISC processors (SPARC, MIPS)
 - variable length
 - use less space for common instructions
 - CISC processors (Intel x86)



**This will backfire
in the future :)**

Static Techniques

- Fixed length instructions
 - easy to disassemble
 - take each address that is multiple of instruction length as instruction start
 - even if code contains data (or junk), all program instructions are found
- Variable length instructions
 - more difficult to disassemble
 - start addresses of instructions not known in advance
 - different strategies
 - linear sweep disassembler
 - recursive traversal disassembler
 - disassembler can be desynchronized with respect to actual code

Static Techniques

- Linear sweep disassembler
 - start at beginning of code (.text) section
 - disassemble one instruction after the other
 - assume that well-behaved compiler tightly packs instructions
 - objdump -d uses this approach

Let's break LSD

```
#include <stdio.h>
```

```
int main() {  
    printf("Hello, world!\n");  
    return 0;  
}
```

```
$ gcc hello.c -o hello
```

```
$ ./hello
```

```
Hello, world!
```

Objdump disassembly

```
0804840b <main>:
 804840b: 8d 4c 24 04      lea    0x4(%esp),%ecx
 804840f: 83 e4 f0        and    $0xffffffff0,%esp
 8048412: ff 71 fc        pushl  -0x4(%ecx)
 8048415: 55             push   %ebp
 8048416: 89 e5          mov    %esp,%ebp
 8048418: 51             push   %ecx
 8048419: 83 ec 04       sub    $0x4,%esp
 804841c: 83 ec 0c       sub    $0xc,%esp
 804841f: 68 c0 84 04 08  push  $0x80484c0
 8048424: e8 b7 fe ff ff  call   80482e0 <puts@plt>
 8048429: 83 c4 10       add    $0x10,%esp
 804842c: b8 00 00 00 00  mov    $0x0,%eax
 8048431: 8b 4d fc       mov    -0x4(%ebp),%ecx
 8048434: c9             leave
 8048435: 8d 61 fc       lea   -0x4(%ecx),%esp
 8048438: c3             ret
```

```
$ objdump -D hello
```

radare2 disassembly

```
[0x08048310]> pdf@main
/ (fcn) sym.main 46
|
|      0x0804840b      8d4c2404      lea ecx, [esp+0x4]
|      0x0804840f      83e4f0        and esp, 0xffffffff
|      0x08048412      ff71fc        push dword [ecx-0x4]
|      0x08048415      55            push ebp
|      0x08048416      89e5          mov ebp, esp
|      0x08048418      51            push ecx
|      0x08048419      83ec04        sub esp, 0x4
|      0x0804841c      83ec0c        sub esp, 0xc
|      ; DATA XREF from 0x080484c0 (fcn.080484b8)
|      0x0804841f      68c0840408    push str.Helloworld ; 0x080484c0
|      ; CODE (CALL) XREF from 0x080482e6 (fcn.080482e6)
|      ; CODE (CALL) XREF from 0x080482f6 (fcn.080482f6)
|      ; CODE (CALL) XREF from 0x08048306 (fcn.08048306)
|      0x08048424      e8b7feffff    call 0x1080482e0 ; (sym.imp.puts)
|      sym.imp.puts(unk, unk, unk, unk)
|      0x08048429      83c410        add esp, 0x10
|      0x0804842c      b800000000    mov eax, 0x0
|      0x08048431      8b4dfc        mov ecx, [ebp-0x4]
|      0x08048434      c9            leave
|      0x08048435      8d61fc        lea esp, [ecx-0x4]
|      0x08048438      c3            ret
\
```

Let's patch the program

```
$ radare2 -Aw hello  
[0x08048310]> 0x08048419  
[0x08048419]> wx eb01  #(jmp 0x804841c)
```

We patched a 3-byte instruction with a 2-byte instruction. What is going to happen now with disassembly?!

Disassembly fails!

```
[0x08048310]> pdf@main
/ (fcn) sym.main 46
|      0x0804840b 8d4c2404 lea ecx, [esp+0x4]
|      0x0804840f 83e4f0   and esp, 0xffffffff0
|      0x08048412 ff71fc   push dword [ecx-0x4]
|      0x08048415 55       push ebp
|      0x08048416 89e5     mov ebp, esp
|      0x08048418 51       push ecx
|      ,=< 0x08048419 eb01     jmp loc.0804841c
|      | 0x0804841b 0483     add al, 0x83
|      | 0x0804841d ec       in al, dx
|      | 0x0804841e 0c68     or al, 0x68
|      | 0x08048420 c0840408e8b. rol byte [esp+eax-0x14817f8], 0xff
|      | 0x08048428 ff83c410b800 inc dword [ebx+0xb810c4]
|      | 0x0804842e 0000     add [eax], al
|      | 0x08048430 008b4dfcc98d add [ebx-0x723603b3], cl
|      | 0x08048436 61       popad
|      | 0x08048437 fc       cld
|      | 0x08048438 c3       ret
\
```


Static Techniques

- Recursive traversal disassembler
 - aware of control flow
 - start at program entry point (e.g., determined by ELF header)
 - disassemble one instruction after the other, until branch or jump is found
 - recursively follow both (or single) branch (or jump) targets
 - not all code regions can be reached
 - indirect calls and indirect jumps
 - use a register to calculate target during run-time
 - for these regions, linear sweep is used
 - IDA Pro uses this approach

```
.text:0804840B ; int __cdecl main(int argc, const char **argv, const char **envp)
.text:0804840B      public main
.text:0804840B main      proc near          ; DATA XREF: _start+170
.text:0804840B var_4      = dword ptr -4
.text:0804840B argc      = dword ptr  0Ch
.text:0804840B argv      = dword ptr  10h
.text:0804840B envp      = dword ptr  14h
.text:0804840B      lea     ecx, [esp+4]
.text:0804840F      and     esp, 0FFFFFFF0h
.text:08048412      push   dword ptr [ecx-4]
.text:08048415      push   ebp
.text:08048416      mov     ebp, esp
.text:08048418      push   ecx
.text:08048419      jmp     short loc_804841C
.text:08048419 ; -----
.text:0804841B      db 4
.text:0804841C ; -----
.text:0804841C loc_804841C:          ; CODE XREF: main+Ej
.text:0804841C      sub     esp, 0Ch
.text:0804841F      push   offset s          ; "Hello, world!"
.text:08048424      call   _puts
.text:08048429      add     esp, 10h
.text:0804842C      mov     eax, 0
.text:08048431      mov     ecx, [ebp+var_4]
.text:08048434      leave
.text:08048435      lea    esp, [ecx-4]
.text:08048438      retn
.text:08048438 main      endp%
```

Dynamic Techniques

- General information about a process
 - /proc file system
 - /proc/<pid>/ for a process with pid <pid>
 - interesting entries
 - cmdline (show command line)
 - environ (show environment)
 - maps (show memory map)
 - fd (file descriptor to program image)
- Interaction with the environment
 - filesystem
 - network

Dynamic Techniques

- Filesystem interaction
 - lsof
 - lists all open files associated with processes
- Windows Registry
 - regmon (Sysinternals)
- Network interaction
 - check for open ports
 - processes that listen for requests or that have active connections
 - netstat
 - also shows UNIX domain sockets used for IPC
 - check for actual network traffic
 - tcpdump
 - ethereal/wireshark

Dynamic Techniques

- System calls
 - are at the boundary between user space and kernel
 - reveal much about a process' operation
 - `strace`
 - powerful tool that can also
 - follow child processes
 - decode more complex system call arguments
 - show signals
 - works via the `ptrace` interface
- Library functions
 - similar to system calls, but dynamically linked libraries
 - `ltrace`

Dynamic Techniques

- Execute program in a controlled environment
 - sandbox / debugger
- Advantages
 - can inspect actual program behavior and data values
 - (at least one) target of indirect jumps (or calls) can be observed
- Disadvantages
 - may accidentally launch attack/malware
 - anti-debugging mechanisms
 - not all possible traces can be seen

Dynamic Techniques

- Debugger
 - breakpoints to pause execution
 - when execution reaches a certain point (address)
 - when specified memory is access or modified
 - examine memory and CPU registers
 - modify memory and execution path
- Advanced features
 - attach comments to code
 - data structure and template naming
 - track high level logic
 - file descriptor tracking
 - function fingerprinting

Dynamic Techniques

- Debugger on x86 / Linux
 - use the ptrace interface
- ptrace
 - allows a process (parent) to monitor another process (child)
 - whenever the child process receives a signal, the parent is notified
 - parent can then
 - access and modify memory image (peek and poke commands)
 - access and modify registers
 - deliver signals
 - ptrace can also be used for system call monitoring

Dynamic Techniques

- Breakpoints
 - hardware breakpoints
 - software breakpoints
- Hardware breakpoints
 - special debug registers (e.g., Intel x86)
 - debug registers compared with PC at every instruction
- Software breakpoints
 - debugger inserts (overwrites) target address with an int 0x03 instruction
 - interrupt causes signal SIGTRAP to be sent to process
 - debugger
 - gets control and restores original instruction
 - single steps to next instruction
 - re-inserts breakpoint

Anti-Disassembly

- Against static analysis (disassembler)
- Confusion attack
 - targets linear sweep disassembler
 - insert data (or junk) between instructions and let control flow jump over this garbage
 - disassembler gets desynchronized with true instructions

Anti-Disassembly

- Advanced confusion attack
 - targets recursive traversal disassembler
 - replace direct jumps (calls) by indirect ones (branch functions)
 - force disassembler to revert to linear sweep, then use previous attack

Anti-Debugging

- Against dynamic analysis (debugger)
 - debugger presence detection techniques
 - API based
 - thread/process information
 - registry keys, process names, ...
 - exception-based techniques
 - breakpoint detection
 - software breakpoints
 - hardware breakpoints
 - timing-based and latency detection

Anti-Debugging

Debugger presence checks

- Linux
 - a process can be traced only once

```
if (ptrace(PTRACE_TRACEME, 0, 1, 0) < 0)
    exit(1);
```
- Windows
 - API calls
 - OutputDebugString()
 - IsDebuggerPresent()
 - ... many more ...
 - thread control block
 - read debugger present bit directly from process memory

Anti-Debugging

Exception-based techniques

SetUnhandledExceptionFilter()

After calling this function, if an exception occurs in a process that is not being debugged, and the exception makes it to the unhandled exception filter, that filter will call the exception filter function specified by the `lpTopLevelExceptionFilter` parameter. [source: MSDN]

- Idea
 - set the top-level exception filter, raise an unhandled exception, continue in the exception filter function

Anti-Debugging

Breakpoint detection

- detect software breakpoints

- look for int 0x03 instructions

```
if (*(unsigned *)((unsigned)<addr>+3) & 0xff)==0xcc)
    exit(1);
```

- checksum the code

```
if (checksum(text_segment) != valid_checksum)
    exit(1);
```

- detect hardware breakpoints

- use the hardware breakpoint registers for computation

Reverse Engineering

- Goals
 - focused exploration
 - deep understanding
- Case study
 - copy protection mechanism
 - program expects name and serial number
 - when serial number is incorrect, program exits
 - otherwise, we are fine
- Changes in the binary
 - can be done with hexedit or radare2

Reverse Engineering

- Focused exploration
 - bypass check routines
 - locate the point where the failed check is reported
 - find the routine that checks the password
 - find the location where the results of this routine are used
 - slightly modify the jump instruction
- Deep understanding
 - key generation
 - locate the checking routine
 - analyze the disassembly
 - run through a few different cases with the debugger
 - understand what check code does and develop code that creates appropriate keys

Malicious Code Analysis

Static analysis vs. dynamic analysis

- Static analysis
 - code is not executed
 - all possible branches can be examined (in theory)
 - quite fast
- Problems of static analysis
 - undecidable in general case, approximations necessary
 - binary code typically contains very little information
 - functions, variables, type information, ...
 - disassembly difficult (particularly for Intel x86 architecture)
 - obfuscated code, packed code
 - self-modifying code

Malicious Code Analysis

- Dynamic analysis
 - code is executed
 - sees instructions that are actually executed
- Problems of dynamic analysis
 - single path (execution trace) is examined
 - analysis environment possibly not invisible
 - analysis environment possibly not comprehensive
- Possible analysis environments
 - instrument program
 - instrument operating system
 - instrument hardware

Malicious Code Analysis

- **Instrument program**
 - analysis operates in same address space as sample
 - manual analysis with debugger
 - Detours (Windows API hooking mechanism)

 - binary under analysis is modified
 - breakpoints are inserted
 - functions are rewritten
 - debug registers are used
 - not invisible, malware can detect analysis
 - can cause significant manual effort

Malicious Code Analysis

- **Instrument operating system**
 - analysis operates in OS where sample is run
 - Windows system call hooks
 - invisible to (user-mode) malware
 - can cause problems when malware runs in OS kernel
 - limited visibility of activity inside program
 - cannot set function breakpoints
- **Virtual machines**
 - allow to quickly restore analysis environment
 - might be detectable (x86 virtualization problems)

Malicious Code Analysis

- **Instrument hardware**
 - provide virtual hardware (processor) where sample can execute (sometimes including OS)
 - software emulation of executed instructions
 - analysis observes activity “from the outside”

 - completely transparent to sample (and guest OS)
 - operating system environment needs to be provided
 - limited environment could be detected
 - complete environment is comprehensive, but slower

 - Anubis uses this approach

Stealthiness

- One obvious difference between machine and emulator
 - time of execution
- Time could be used to detect such system
 - emulation allows to address these issues
 - certain instructions can be dynamically modified to return innocently looking results
 - for example, RTC (real-time clock) - RDTSC instruction

Challenges

- Reverse engineering is difficult by itself
 - a lot of data to handle
 - low level information
 - creative process, experience very valuable
 - tools can only help so much
- Additional challenges
 - compiler code optimization
 - code obfuscation
 - anti-disassembly techniques
 - anti-debugging techniques

Your Security Zen

[link](#) (do not attack anyone)

[Settings](#)

FaceTime

FaceTime



People can contact you on all your devices with FaceTime, using your phone number or email address.

[About iMessage and FaceTime & Privacy](#)

Your Security Zen #2

RIP Internet Explorer 10

End of support by January 2020

There are still:

Internet Explorer 11

Microsoft Edge (EdgeHTML and Chakra)

Microsoft Edge (Blink and V8)

hackpack summer internships

- Bonus levels in assignments
- Good grade in CSC-405
- Participate in hackpack meetings weekly and play CTFs

research during the summer

publish a paper

WSPR lab

opportunity to see what a PhD looks like!